



Facilitator's Guide: Stalking Identification and Response

Dear Colleague:

Thank you for bringing this program to your community! This guide includes an overview of the program, instructions for preparing for the session and answers to FAQs.

Though stalking is a serious issue that impacts millions of people each year, there is often a dangerous silence around the issue – both within the field of domestic violence and in the broader public. This workshop is intended for professionals who may serve victims of stalking, including (but not limited to) victim advocates, law enforcement, social workers, attorneys and/or educators. If you are intending to facilitate a training for the general public, we suggest that you download our Public Awareness Training.

This introductory session provides a basic overview of stalking, focusing on defining stalking, identifying stalker behaviors and recognizing the prevalence and dynamics of this often misunderstood crime. Additional lesson plans focus in more detail on areas including prosecuting stalking cases, evidence collection and supporting victims and survivors. Please visit our website for more guidance on these important follow-up sessions.

By bringing this program to your community and offering a convenient and accessible training, you are empowering your colleagues with the information and strategies they need to identify stalking and support victims.

Thank you for facilitating this training and for all of your essential work. Don't hesitate to reach out to Dana Fleitman (Associate@StalkingAwareness.org) with any questions or concerns about leading this workshop.

Best,

The SPARC Team

Program Components

This is a PowerPoint-based program that includes discussions and activities. It should take about one hour to facilitate, but may take longer depending on the length of the group discussions.

The Program Includes:

- Facilitator guide (for facilitator only) with speaking notes
- PowerPoint slides
- SLII Brainstorm Handout (optional – if using, make a copy for each participant)
- Stalking Fact Sheet (one for each participant)

Materials Needed:

- Projector or monitor to show PowerPoint presentation
 - If not possible, you may print and distribute the slides here [link].
- White board or flip chart and markers
- Optional: large pieces of paper and markers for SLII brainstorm

Our website includes a video of a facilitator conducting the full session in webinar format. The website also includes tools and resources that support and extend this workshop. Please share the website link with your colleagues further learning, including those who were unable to attend the session.

Preparing for the Program

- **Familiarize yourself with the content.** Please read through the full workshop and speaker's notes at least twice and consider viewing the webinar recording of the training to help guide your preparation. Having a co-presenter is best practice, especially if you're presenting to a multidisciplinary audience and/or participants outside of your field. Meet with your co-presenter(s) ahead of time to determine how best to facilitate this training cooperatively. Read the studies cited ahead of time to familiarize yourself with the research.
- **Follow the script – but make it your own.** Stalking is a sensitive, serious and nuanced topic. Please become familiar with the foundational information on each slide and be sure to include each point in your presentation, as omitting information may confuse your audience. While you do not need to read the script verbatim and can certainly re-phrase points to make the presentation your own, make sure you address each point.
- **Create/acquire materials.** Make sure the PowerPoint and hand-outs are set up and ready to go when attendees arrive for the training. For the SLII Brainstorm Activity (slide #), decide if you'd like to hand out worksheets or have groups write on large piece of paper. Make copies and/or acquire the materials as appropriate.
- **Consider space, timing and A/V needs.** Ideally, participants will be seated in small groups (round tables with groups of 5-6 to allow for discussion during group activities. Test the project/monitor ahead of time and make sure everything is set up when participants arrive.
- **Schedule strategically.** Please consider attendee availability when scheduling the program. Lunchtime trainings are recommended for workplaces, and using a regular meeting time is ideal for a community group.

Frequently Asked Questions

Who is the workshop for?

The workshop is intended for diverse professionals in the domestic violence and/or criminal justice field – including (but not limited to) victim advocates, law enforcement, social workers, educators, corrections staff, court staff, attorneys, other allied professionals working with victims of stalking and or their children..

Who should lead the workshop?

The workshop can be facilitated by one person, or several people can divide the presentation. Facilitators should be strong presenters who can commit to preparing for the session and have background in the domestic violence and/or victim services field.

I want to do a one-time public awareness training. Is this the right workshop?

Please download and utilize the Public Awareness Training on the SPARC website (link) for a general audience. While the content is similar, the Public Awareness Training provides a broader overview and is more appropriate for a one-off training. In other words, if you only plan on doing one training, we recommend using the Public Awareness training.

How much preparation is involved?

Facilitators should plan on about 1.5 hours of preparation time. The facilitator(s) will need to review the materials, make copies of the handouts and schedule and advertise the program. This Facilitator's Guide includes all the slides and the speaking points on each slide.

I don't think a face-to-face training is realistic for my workplace/group. What else can I do?

If you aren't able to do the in-person workshop, the website includes a recorded webinar of the presentation. You could view the webinar as a group and facilitate a group discussion afterwards.

I don't have access to a projector/monitor to show a PowerPoint. Can I still do the program?

Yes! Copies of the slides are available here (link) without facilitator notes. Print these for participants so they can follow along with the program.

How much does it cost?

The program and materials are offered at no cost. If you adapt these materials for your own branding, please be sure to credit SPARC with the creation of your materials.

Who can I contact for more information?

For more information on the program, contact Dana Fleitman, SPARC Associate Advisor, at Associate@stalkingawareness.org.

All materials and publications (written, visual, or sound) resulting from award activities shall contain the following statements: "This project was supported by Grant No. 2017-TA-AX-K074 awarded by the Office on Violence Against Women, U.S. Department of Justice. The opinions, findings, conclusions, and recommendations expressed in this publication/program/exhibition are those of the author(s) and do not necessarily reflect the views of the Department of Justice, Office on Violence Against Women.

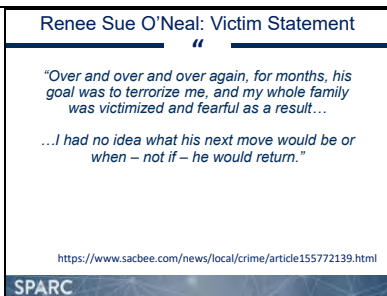
Slide
1



Key message: Introduction to the presentation

- Welcome
- My name is [name] and I'm [role].
- Training created by the Stalking Prevention, Awareness and Resource Center (SPARC)– the only technical assistance provider on stalking.

Slide
2



Key message: It is important to hear and learn directly from victims about their experiences.

- *Ask the group: Can someone read this quote out loud?*
- This is testimony from Renee Sue O'Neal, who was stalked by her ex-boyfriend, Jerrod Hill.
- Renee was supposed to read these words from her victim statement as part of Jerrod's sentencing hearing for a felony stalking charge. But she didn't make it.
 - Jerrod – out on bail -- murdered her the morning of that hearing before killing himself.
- *Note to facilitator: You may wish to read more about this case prior to the training in case participants have questions. You can learn more here: <https://www.sacbee.com/news/local/crime/article155772139.html>).*

Slide
3



- Key message: Renee's story is just one example of the millions of people impacted by stalking, a serious and prevalent crime.

Slide
4

Over 25 million people have been stalked in the United States over the course of their lifetimes.

Smith, S.G, et al (2018). The National Intimate Partner and Sexual Violence Survey (NISVS) 2015 Data Brief. Atlanta, GA: Centers for Disease Control and Prevention

76% of femicide victims were stalked before being murdered.

McFarlane et al., *Stalking and Intimate Partner Femicide*, 3(4) HOMICIDE STUDIES 300-16 (1999)

SPARC

Key message: Stalking is prevalent and dangerous.

- An estimated 25 million people have been stalked in the United States over the course of their lifetimes.
- 6-7.5 million are stalked in a one-year period.
- Stalking is a major predictor of lethality:
 - In one study, 76% of femicide victims murdered by intimate partners were stalked prior to being killed.
- Yet, very few stalkers are charged, arrested or prosecuted.

Slide
5

Today's Objectives

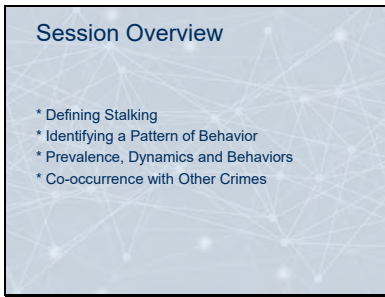
By the end of today's workshop, participants will be able to:

- * Identify stalking behaviors and dynamics
- * Recognize the intersection of stalking with other crimes
- * Apply strategies for working with victims of stalking

Key message: Today, you'll leave with a stronger understanding of stalking as well as practical tools and strategies to identify and respond to stalking cases in our community.

- Stalking is a serious and often overlooked crime that impacts men and women in every community.

Slide
6



Key message: Today, we'll be focusing on the dynamics and prevalence of stalking.

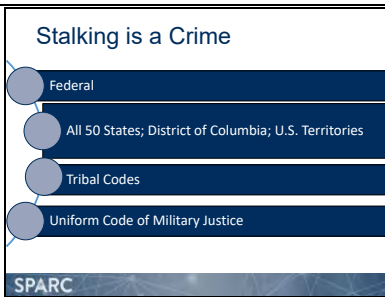
- We'll cover:
 - Defining Stalking
 - Identifying a Pattern of Behavior
 - Prevalence, Dynamics and Behaviors
 - Co-occurrence with Other Crimes

Slide
7



Key message: To ensure we have a common understanding of what stalking is (and is not), we'll start by defining stalking.

Slide
8



Key message: Stalking is a crime across the United States.

- Stalking is a crime in all 50 states, the District of Columbia and U.S. territories.
- There is a Federal statute as well.
- Many tribal codes criminalize stalking.
- The military justice system also has codes on stalking.

- *{Note to Facilitator: Visit the SPARC website and/or contact SPARC for your state's laws and an explanation of those laws}.*

Slide
9

Behavioral Definition

Stalking:
A pattern of behavior directed at a specific person that would cause a reasonable person to feel fear.

Key message: The behavioral definition of stalking is a pattern of behavior directed at a specific person that would cause a reasonable person to feel fear.

- Understanding stalking from a behavioral perspective is important.
- This is the behavioral definition.
- *Can someone read this definition out loud for me?*

Slide
10

Behavioral Definition

Stalking:
A **pattern of behavior** directed at a **specific person** that would cause a **reasonable person** to feel **fear**.


Key message: We'll discuss the highlighted elements in more detail.

- Some of the important concepts here have been highlighted.
- Let's break this down.

Slide
11

A Pattern of Behavior...

- Not a single incident or "one off" event
- Called a "course of conduct" in most stalking statutes



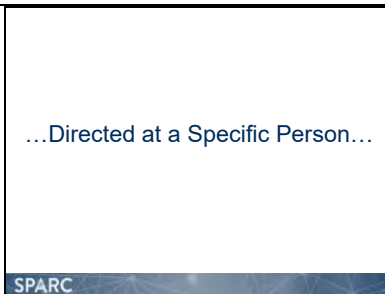
SPARC

Key message: Stalking is a pattern of behavior that requires 2 or more behaviors. The behaviors can vary or be the same. Some behaviors are criminal on their own (like property damage) while others only become criminal when part of a stalking case (like excessive texting).

- Like domestic violence, stalking is NOT just one incident. It is a pattern.
 - *Ask the group: How many times does something have to happen for it to be a pattern? (Answer: 2-3)*
 - *Does the behavior have to be the same every time (for example, calling every day) or can the behaviors be different? (Answer: Behaviors can be different – like calling one day and then sending a gift the next week)*

- When you're looking at the stalking statute, realize that most legal definitions of stalking use the term "course of conduct." This is a synonym for "pattern of behavior."
- Many different behaviors can be part of a stalking pattern/course of conduct.
 - Some stalking behaviors are criminal (for example, property damage).
 - Others are not crimes on their own (for example, sending gifts), but can become criminal when part of a stalking course of conduct.

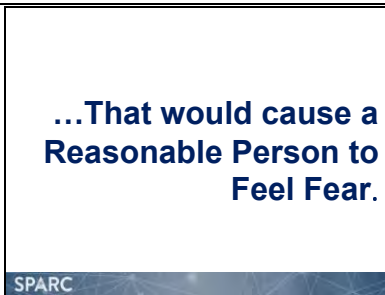
Slide
12



Key message: Stalking is directed at a specific person.

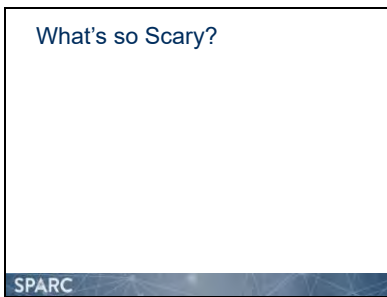
- Stalking is directed at a specific individual, not a group.
- However, stalkers may target other people close to the primary victim – like family members or a new boyfriend or girlfriend.

Slide
13



- Key message: Fear is key to the definition of stalking.
- The reasonable person standard asks us to consider how any rational person in similar circumstances to the victim might feel.
- Fear is key to the definition of stalking.
 - Fear is how we differentiate stalking from other crimes, like harassment.
 - Harassment generally describes behavior that is irritating, while stalking describes behaviors that cause fear.

Slide
14

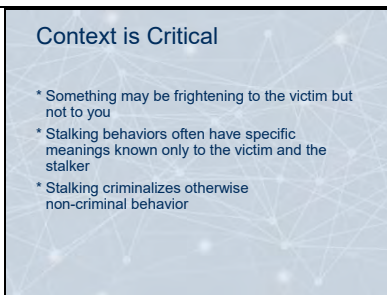


- Key message: Context is critical to understanding fear.
- Context is everything in stalking cases.

Note to facilitator: You may wish to replace the example story below with one from a case you've worked on.

- Consider this story:
 - A woman hysterically called the police.
 - When they finally got her to explain, she said "there's a cup of coffee in my car."
 - Understandably, the department did not see this as an urgent call.
 - Eventually, she said – "he's here."
 - It turns out she was a stalking victim who had relocated and did not believe her stalker knew where she was. That morning, she found a cup of coffee in her car with his nickname for her on it.

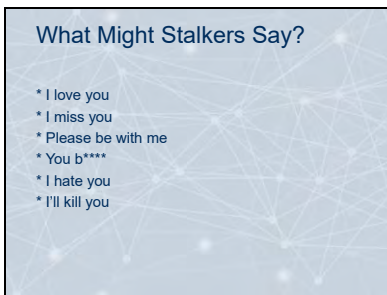
Slide
15



Key message: Context is critical in stalking cases. Something may be frightening to the victim but not to you as the responder.

- Something may be frightening to the victim but not to you as the responder.
- Stalking behaviors often have specific meaning that may only be understood between offender and victim.
 - If the cause for fear is not intuitive, it's essential to ask victims "Why did that scare you?"
- Stalking criminalizes otherwise non-criminal behavior.
 - It's not illegal to text someone, or send a gift or to ring their doorbell – unless it's part of a stalking course of conduct.
 -

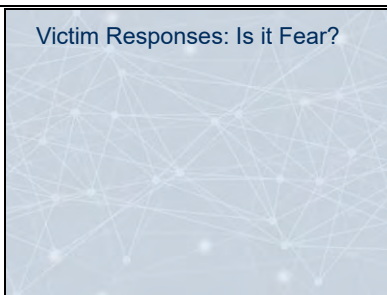
Slide
16



Key message: Stalking can sound very different depending on the context and the specific stalking situation.

- Stalkers use different approaches.
- Some may seem benign or even sweet to an outsider.
- They may also be threatening.
- Again, context is key to understanding why a stalker's behavior is scary to a victim.

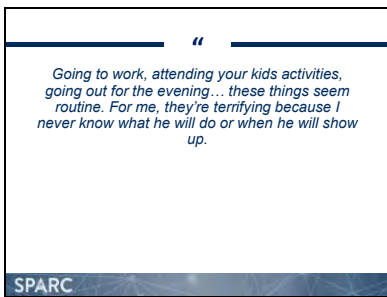
Slide
17



Key message: Victims may not present as fearful and/or admit that they are experiencing fear.

- Often, victims may express emotions or reactions other than fear.
- Some victims may not ever express fear:
 - They may express anger, irritation and/or exhaustion.
 - Others may show no affect.
 - Many victims minimize what's going on as a way to cope.
 - Many people do not feel comfortable expressing that they feel afraid.
 - This can be especially true for victims who might feel like they have to "stay tough" or "be strong."
- To better understand the impact that stalking is having on a victim, ask questions about what the victim has changed as a response to the stalking.
 - For example, did they move? Change routes to and from their work or school? These imply fear.

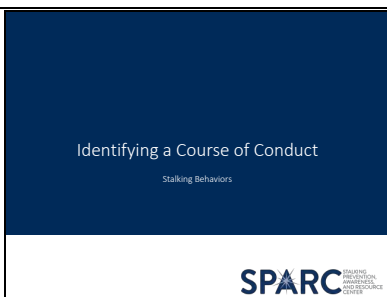
Slide
18



Key message: It's important to hear from victims in their own words.

- Stalking can include physical danger as well as psychological harm.
- This is a quote from a survivor of stalking that illustrates emotional impact and fear.

Slide
19



Key message: Now that we've defined stalking, we're going to discuss the different behaviors that stalkers may engage in.

Slide
20



Key message: Stalkers use many methods and strategies to stalk their victims. One significant stalking researcher, developed the helpful acronym S-L-I-I to categorize the different methods.

- Stalkers use many strategies to stalk their victims. The acronym S-L-I-I can help you remember the different methods.
- Many of the categories intersect and overlap.
- The categories are:
 - Surveillance: How is the stalker tracking or monitoring the victim?
 - Life invasion: How has the stalker invaded the victim's life?

- Interference: What has the victim lost and/or what is s/he afraid of losing because of the stalker?
- Intimidation: How has the stalker intimidated or threatened the victim?

Slide
21



Optional activity.

Note to facilitator: Split the room into small groups and assign each group one of the types of strategies (surveillance, life invasion, interference or intimidation). Depending on your audience size, you may have more than one small group discuss the same topic. Allow up to 5 minutes for groups to brainstorm stalking strategies that reflect the category. Then, report out.

The training speaker notes includes a sample handout for this exercise or you can distribute large pieces of paper and markers for each group to write their responses on.

You may wish to record their responses on your own flip chart/white board when groups report out.

Slide
22

SLII Examples

Surveillance	Life Invasion
<ul style="list-style-type: none">• Follow• Watch• Wait• Show up• Tracking software• Obtain information about victim• Proxy stalking	<ul style="list-style-type: none">• Unwanted contact at home, work, etc.• Phone calls• Property invasion• Public humiliation• Harass friends/family

Key message: These are examples of surveillance and life invasion.

- Thank you for that brainstorm.
- Here are some examples of the types of stalking behaviors.
- Many of these behaviors are not criminal on their own and may seem innocuous to an outsider who doesn't understand the context.

(Note to Facilitator: Point out any that the participants may have missed. Below are some points on terms or strategies)

- Surveillance:
 - Behaviors including watching, following and tracking
 - Many stalkers use technology to enhance their surveillance (like GPS devices).
- Life invasion:
 - Behaviors include unwanted contact or showing up at work, at home or wherever the victim may be.

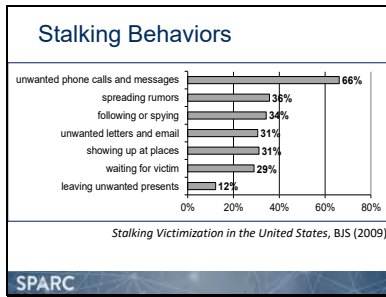
Slide
23

SLII Examples

Interference	Intimidation
<ul style="list-style-type: none">• Financial and work sabotage• Ruining reputation• Custody interference• Keep from leaving• Road rage• Attack family/friends• Physical/sexual attack	<ul style="list-style-type: none">• Threats• Property damage• Forced confrontations• Threaten or actually harm self• Threats to victim about harming others

- Key message: These are examples of interference and intimidation.
- Interference includes physical violence as well as ruining the victim's reputation and/or financial or work sabotage.
- Intimidation may include threats, confrontations and violence to self, the victim or others.

Slide
24



Key message: The most common stalking behaviors are unwanted contact, spreading rumors, following and spying.

Here are the most common stalking behaviors.

- 2/3 of stalkers send unwanted text messages and make unwanted phone calls.
- About a third spread rumors, follow/spy, send unwanted letters and email and show up at places.

Slide
25

Stalking behaviors often change over time.

SPARC

Key message: Stalking behaviors change over time.

- Stalkers are likely to change their tactics as the victim responds (or does not respond) to their behaviors.
 - For example, if a victim stops answering his or her phone, the stalker may begin showing up in person.
- Stalking can escalate very quickly.

Slide
26

Multiple Behaviors

- *78% of stalkers use more than one means of approach
- *66% of stalkers pursue their victim at least once per week
- *20% of stalkers use weapons to threaten or harm victims

Kris Mohandie, et al., *The RECON Typology of Stalking: Reliability and Validity Based Upon a Large Sample of North American Stalkers*, 51(1) J FORENSIC SCI 147-55 (2006)

Key message: Stalkers often engage in multiple behaviors.

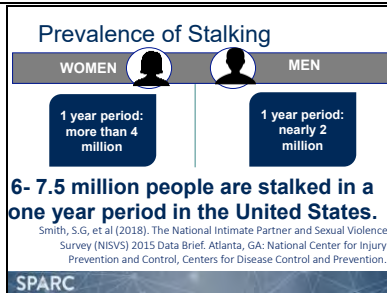
- 78% of stalkers use more than one means of approach.
- 66% of stalkers pursue their victim at least once per week.
- 20% of stalkers use weapons to threaten or harm victims.
 - Knives are the most common weapon that stalkers use – it's more intimate.

Slide
27



Key message: Now that we've built an understanding of stalking behaviors, let's discuss the prevalence and dynamics.

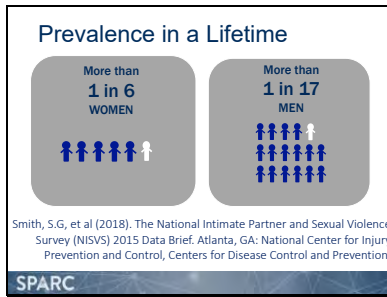
Slide
28



Key message: An estimated 6 - 7.5 million people are stalked in a one year period in the United States.

- Stalking is a very prevalent crime.
- Between 6 and 7.5 million people are stalked in a one year period in the United States.

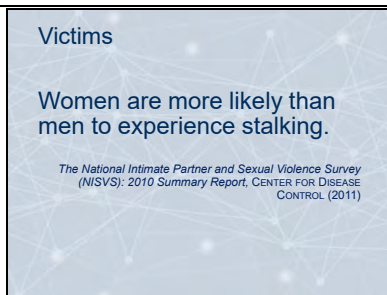
Slide
29



Key message: More than 1 in 6 women and 1 in 17 men have experienced stalking.

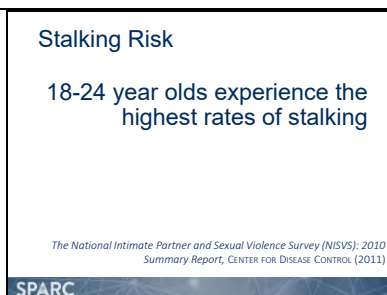
- This breaks down to more than 1 in 6 women and 1 in 17 men experiencing stalking over their lifetime.
- The rates for domestic violence are around 1 in 4 – not that different.
 - However, the level of response to stalking has been far less.

Slide
30



Key message: While people of all genders can experience stalking, women are more likely than men to experience stalking.

Slide
31



Key message: 18-24 year olds experience the highest rates of stalking

- Stalking impacts people of all ages – from children to older adults.
- 18-24 year olds experience the highest rates of stalking.
- *Ask the group: Why do you think this is?*
 - A few reasons may be:
 - Young people are still developing impulse control.
 - Many people in this age group live on college campuses, where the geographic proximity makes stalking easy for a perpetrator
 - Young people have fewer experiences with sexual/romantic relationships and manners of responding to when those relationships end.

Slide
32

Perpetrators

Most stalkers are male.

The National Intimate Partner and Sexual Violence Survey (NISVS): 2010 Summary Report, CENTER FOR DISEASE CONTROL (2011)

Key message: Most stalkers are male.

- While there are offenders of all genders, the majority of victims report that their stalkers are male.
- When the victim is male, the offender is also male about half the time.
 - Often, the stalker is stalking a former intimate partner and targets the new boyfriend as well.

Slide
33

Relationships

The majority of the time, the victim knows the perpetrator

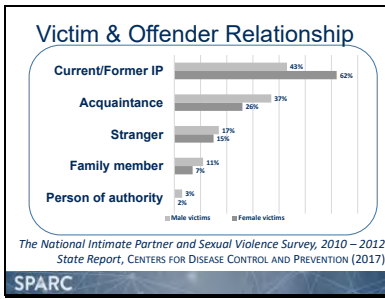
The National Intimate Partner and Sexual Violence Survey (NISVS): 2010 Summary Report, CENTER FOR DISEASE CONTROL (2011)

SPARC

Key message: The victim knows the perpetrator the vast majority of the time.

- In popular culture, when we hear “stalking” we may think about celebrity stalkers.
 - While this can happen, the victim knows the perpetrator the vast majority of the time.

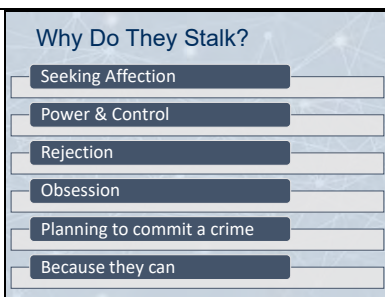
Slide 34



Key message: Most offenders are known to their victim in some capacity – most often former/current intimate partners. Strangers only account for a minority of the cases.

- The majority of stalkers are intimate partners (current or former)
 - Stalking is a method of exerting power and control in an abusive relationship.
- It is also essential to realize that many stalkers are NOT intimate partners.
 - Particularly for male victims, the stalker is often an acquaintance.
- Stalking is often categorized under domestic violence.
 - But it's essential to realize that not all stalking is related to domestic violence.
 - All stalking victims need our help and our response.

Slide 35



Key message: There are multiple reasons why a stalker may perpetrate this crime. Often, stalkers stalk because they can.

- Stalkers have different motivations. These can include:
 - Seeking affection
 - Power and control (as an extension of an abusive relationship)
 - Rejection, leading to stalking as retaliation
 - Obsession

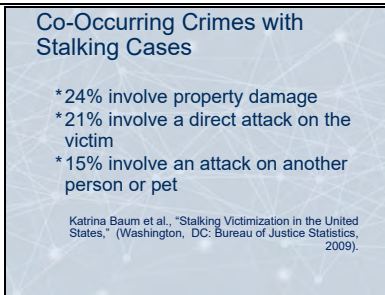
- Planning to commit a crime (for example, rapists may learn a victim’s habits and schedule to more easily target him or her)
- Because they can. Stalkers often get away with stalking.

Slide
36



Key message: Stalking often co-occurs with other crimes.


Slide
37



Key message: Stalking cases often involve crimes such as property damage and/or assault on the victim.

- Nearly ¼ cases involve property damage.
- Over 1/5 involve a direct attack on the victim
- 15% involve an attack on another person or a pet.

Slide
38



Key message: A stalker often has the information needed to steal the victim's identity. Many stalkers access a victim's financial accounts.

- Stalkers also often access a victim's financial accounts
- Even if a victim changes his or her passwords, usually the "reset your password" questions ask for personal information that the stalker is likely to know (like Mother's maiden name, city born).
 - You may suggest that victims enter false information for their security questions, perhaps using the same answer for everything (like the word "blue").

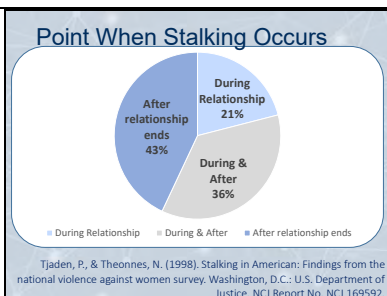
Slide
39



Key message: Stalking often co-occurs with domestic violence.

- As stated before, over half of stalking cases involve intimate partner stalkers.

Slide
40



Key message: Stalking may occur during an abusive relationship, after the relationship ends or both.

- Often, victims and service providers do not identify the behavior as "stalking" when it happens during a relationship.
 - The constant contact, surveillance and threats that may be part of an abusive relationship are also stalking behaviors.
- Stalking may occur during an abusive relationship or begin after the relationship has ended.

Slide
41

Intimate partner stalkers pose the greatest threats to their victims.

Key message: Intimate partner stalkers pose the greatest threats to their victims.

- Ask the group: Why do you think this is? Why might an intimate partner make for a particularly dangerous stalker?

(Sample answers: they know the victim the best – the victim’s schedule, social network, even accounts and passwords. They know the victim well and how best to upset them).

Slide
42

Intimate Partner Stalkers are More Likely to...

- Physically approach the victim
- Be insulting, threatening and interfering
- Use weapons
- Quickly escalate behaviors
- Assault third parties
- Re-offend

Kris Mohandie, et al., *The RECON Typology of Stalking: Reliability and Validity Based Upon a Large Sample of North American Stalkers*, 51(1) J FORENSIC SCI 147-55 (2006)

Key message: Intimate partners are more likely to engage in a variety of threatening and harmful behaviors than non-intimate-partner stalkers.

- Intimate partner stalkers are more likely to:
 - Physically approach the victim
 - Use weapons
 - Escalate behaviors
 - Re-offend

Slide
43

Physical Abuse

Stalking



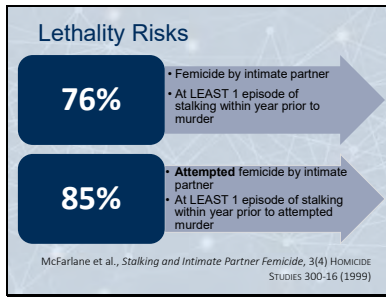
Greater risk of lethality than either behavior alone.

SPARC

Key message: When there’s both physical abuse and stalking, the victim is at a higher lethality risk than for either behavior alone.

- Where there is evidence of the presence of jealousy, direct threats and illegal drug use, the risk of stalking violence is heightened.

Slide
44



Key message: Stalking is a major predictor of femicide.

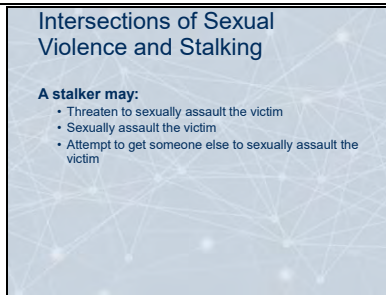
- One study found that, when the perpetrator was an intimate partner, there was *at least* one stalking incident the year prior in:
 - 76% of femicide cases
 - 85% of attempted femicide cases.

Slide
45



Key message: Stalking may also intersect with sexual violence.

Slide
46



Key message: Stalking may intersect with sexual violence in a variety of ways.

- A stalker may:
 - Threaten to sexually assault the victim.
 - Sexually assault the victim.
 - Or attempt to get someone else to sexually assault the victim.
- For intimate partner stalkers, sexual abuse is often part of an abusive relationship that includes stalking.

Slide
47

Craigslist Case

Kenneth Kuban posted at least 165 ads in Craigslist "casual encounters" section posing as his ex-girlfriend.



SPARC

Key message: This is an example case in which a stalker impersonated his victim on Craigslist to try and facilitate sexual assault.

- In this Craigslist case, a man posted over 165 fake sex ads pretending to be his ex-girlfriend.
- He shared her address and pretended to be her.
- More than 100 men appeared at or around the victim's home over a few months, propositioning her for sex.
- There are multiple cases in which stalkers impersonate their victims online to arrange sexual assault.

Slide
48

Grooming for Sexual Assault as Stalking

- * 6% of the 1882 college men surveyed met the criteria for attempted or completed rape
- * These were repeat perpetrators who averaged about 6 rapes per person

David Lisak, Repeat Rape and Multiple Offending Among Undetected Rapists, 17(1) Violence and Victims 73-84 (2002)

Key message: The way that repeat rape perpetrators groom victims for sexual assault can also be stalking. David Lisak's research on repeat perpetrators on campus found that repeat rapists engaged in a premeditated plan to target victims and commit assault.

- In an influential study of rape on college campuses, research David Lisak found that many rapes were committed by repeat perpetrators.
 - These perpetrators committed an average of about 6 rapes each.
 - These rapes were premeditated.

Slide
49

Repeat Campus Sexual Assault Perpetrators Often Premeditated Rape

- * Chose targets intentionally, identified vulnerable young women, often focusing on Freshmen
- * Contacted multiple times: invited them to parties, messaged through social media, texting and call.
- * Plied with alcohol: served drinks, controlled alcohol, made strong drinks
- * Isolated victims: many had rooms set up at their parties for the purpose of committing rape
- * Contacted after: texted, messaged and/or called to either threaten and/or invite to another party

David Lisak, Repeat Rape and Multiple Offending Among Undetected Rapists, 17(1) Violence and Victims 73-84 (2002)

Key message: The repeated contact directed at specific targets that these perpetrators engaged in can also be considered stalking.

- These repeat rapists:
 - Chose targets intentionally, focusing on the youngest and most vulnerable women – often Freshmen

- Contacted them multiple times prior to the assault (inviting them, complimenting them, building rapport)
- When at the party, they plied victims with alcohol
- They then isolated the victims, often taken them to rooms set up with the intention of committing these assaults
- Many times, rapists contact their victims after
 - They may invite them to another party, thank them for a good time or even threaten them
- Consider these behaviors through a stalking lens. Could this premeditation and contact after be stalking?
- Remember, fear can attach at any time in a stalking case.
 - Perhaps a victim was not afraid when first invited to the party – but looking back on the whole experience, she may now feel fear.


Slide
50



Key message: Here are some basic tools and information that you can use to start improving your response to stalking.

- It is essential to support victims as well as hold offenders accountable for stalking.
- There is more information on the SPARC website about how to best do so.

Slide
51



Key message: Documentation is essential for all stalking behaviors.

- Victims should keep records of all of the behaviors that they experience -- criminal or not.
- *Ask the group: Why is documentation important?*
- *(Answers: record for police and legal proceedings, can help victim recognize the extent of their victimization)*

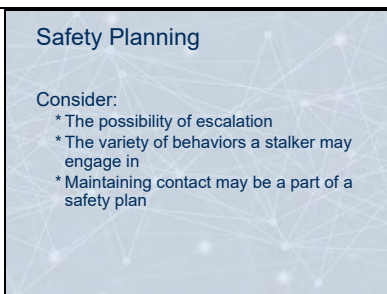
Slide
52

Date	Time	Description of Incident	Location of Incident	Police Report (Date, Address, and Phone #)	Police Call (Report #)	Officer Name (Badge #)

Key message: This stalking documentation log is a very helpful tool that is available on the SPARC website.

- This stalking documentation log is available for download on the SPARC website.
- The location of incident, police report and badge numbers are essential.
 - Stalking crosses jurisdictional boundaries.
 - Often, victims feel frustrated that the person they report to may not have a record of past complaints.
- Omit how the incident made the victim feel.
 - Stalker may have access to this log during prosecution.

Slide
53



Key message: When safety planning for stalking, we must consider the variety of behaviors that a stalker may engage in and recognize that stalkers are likely to escalate and/or change their tactics.

- Often – as advocates and/or law enforcement – we focus on the incident(s) that we know about and plan and/or respond to just those incidents.
- Safety planning for stalking should:
 - Consider the possibility of escalation.
 - Stalking can escalate quickly.

- When a victim reacts to the stalking – for example, by getting an order of protection – the stalker may escalate their behavior.
- Stalkers may begin new behaviors at any time.
 - Talking to victims about the SLII behaviors may provide you with more information as well as help them prepare for a stalker’s next move.
- Victims may need to maintain contact with their stalkers for their own safety.
 - For example, victims may know that if they answer the phone, the stalker is less likely to come to their home.

Slide 54



Key message: SHARP is a free online danger assessment tool that is specific to stalking.

- SHARP is a danger assessment that focuses on stalking specifically rather than IPV or SA.
- Free to use online at www.coercivecontrol.com and provides a narrative report as well as an assessment of risk.
- Victim advocate or law enforcement can complete with the victim.

Slide 55

The threat level is never fixed. Risks change over time and must be constantly assessed.

Key message: Threat assessments only capture a moment in time – we must constantly assess threats.

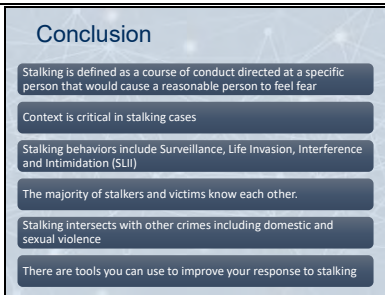
- SHARP is a good tool, but any threat assessment is only measuring risk at a certain point in time.
- We can never use risk assessment to determine that a person is not a risk!
- Threat level NEVER fixed—can change over time.
- Constant assessment of threat is a MUST.

Slide
56



Key message: Let's summarize what we learned today.

Slide
57



Key message: Reviewing what we learned today.

- Stalking is defined as a course of conduct directed at a specific person that would cause a reasonable person to feel fear.
- Context is critical in stalking cases.
- Stalking behaviors include Surveillance, Life Invasion, Interference and Intimidation (SLII).
- The majority of stalkers and victims know each other.
- Stalking intersects with other crimes including domestic and sexual violence.

Slide
58



Key message: There are more lessons coming soon – check the SPARC website.

Slide
59

Office of Violence Against Women

This project was supported by Grant No. 2017-TA-AX-K074 awarded by the U.S. Department of Justice, Office on Violence Against Women (OVW). The opinions, findings, conclusions, and recommendations expressed in this program are those of the authors and do not necessarily reflect the views of OVW.

Key message: SPARC is funded by the Department of Justice Office of Violence Against Women (OVW).

- SPARC has given permission to us to reproduce and use these slides for training purposes.
- Please be sure to check out SPARC's materials, website, etc.

Slide
60

SPARC STALKING PREVENTION, AWARENESS, AND RESOURCE CENTER

- In-Person Training
- Webinars
- Online Resources
- Individual & Organizational Assistance
- Policy/Protocol Development & Consultation
- National Stalking Awareness Month Materials

SPARC

Key message: SPARC has more resources on stalking.

- SPARC provides in-person and online training and resources on stalking.
- Visit the SPARC website to learn more.

Slide
61

For Additional Resources

SPARC

www.stalkingawareness.org

Follow us on Twitter
SPARC @followuslegally

SPARC

Key message: Thank you for your attention and there are resources to continue your learning.

- Today's session provided an overview of stalking's definition as well as behaviors and dynamics.
- There's lots more to learn!
- Visit SPARC's website for tip sheets, fact sheets and more learning resources on stalking.